

CLASS CUES 1.0



Rick Morris / NewManagement.com / RickMgmt@gmail.com / &HappyProductive

March 19, 2015

Cover

Clean Slate

First Cue

First Play

Delayed Play

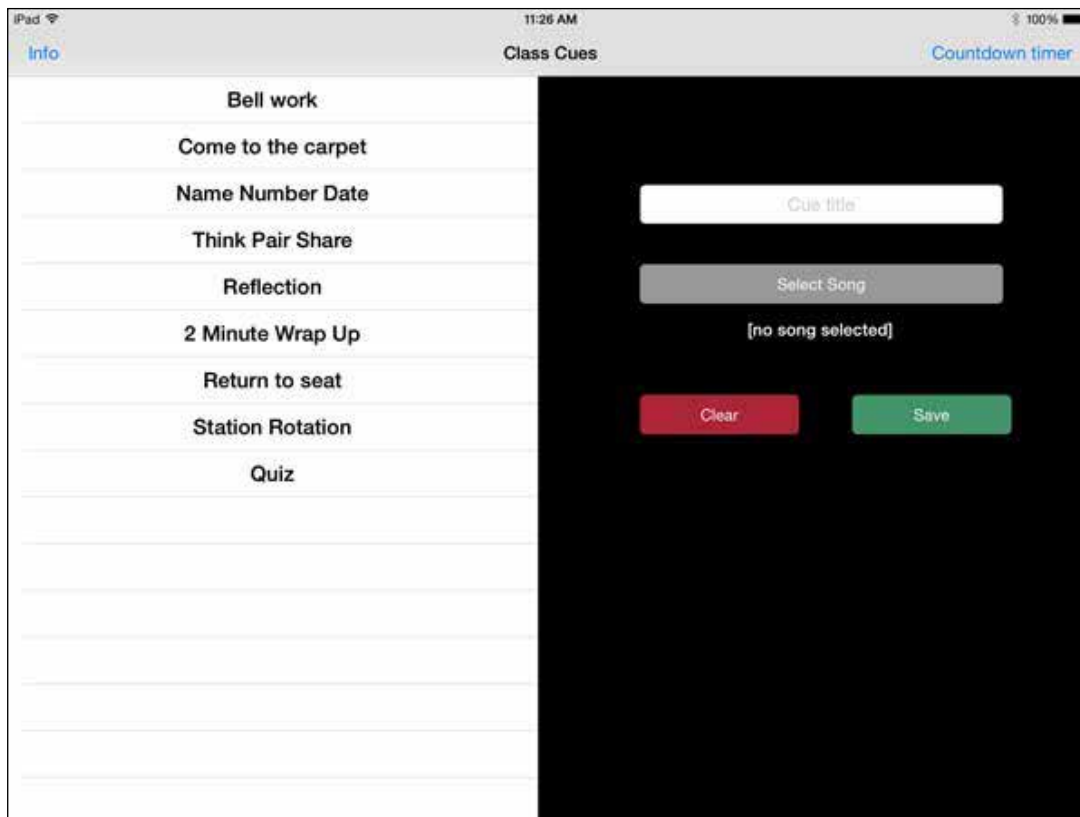
Countdown

Free Music

Thanks.

Thanks for believing that music has the power to transform educational cultures. Bye, bye needless words. Say hello to self-directed students and a happy, productive classroom.

Warm regards,

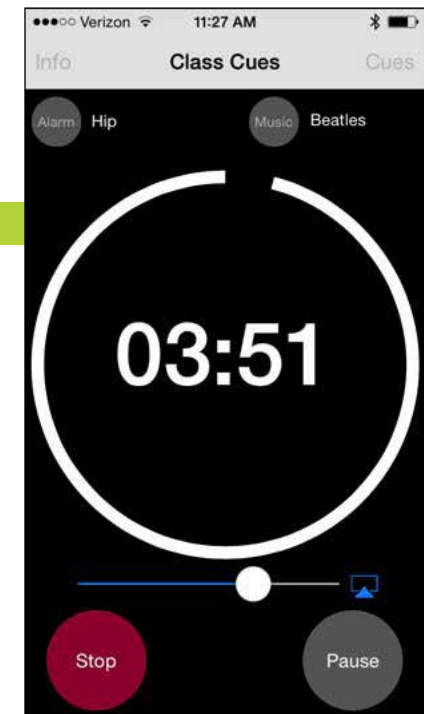


DEJA VU

This new app is a cleaned-up version of the Music Cue app. However, it's got a significant upgrade.

NEW FEATURE

It's a visually pleasing countdown timer to use for ensuring that activities are moving along. It even offers to start one of your playlists as background music when you tap the **START** button. Or choose the No Music 'playlist' and keep it all quiet.



TEXT IN THIS FORMAT indicates an on-screen button

CLEAN SLATE

The image to the right shows the app when you first open it.

The step-by-step screen instructions are there until you no longer need them. And be reassured that you can still find the instructions by tapping on the User Guide link in the info screen.

[A] tap the cue title box to create a cue

[B] give the cue a title

[C] tap **SELECT SONG**

[D] choose a song from your music library

[E] tap **SAVE**

[F] tap name of song and **PLAY** to hear your cue

[G] for a delayed Play, set timer before **PLAY**

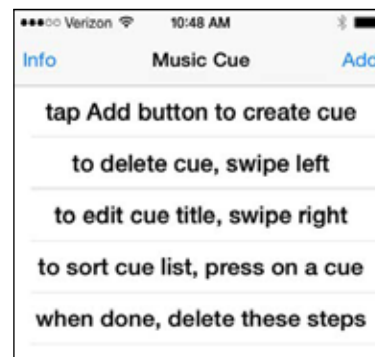
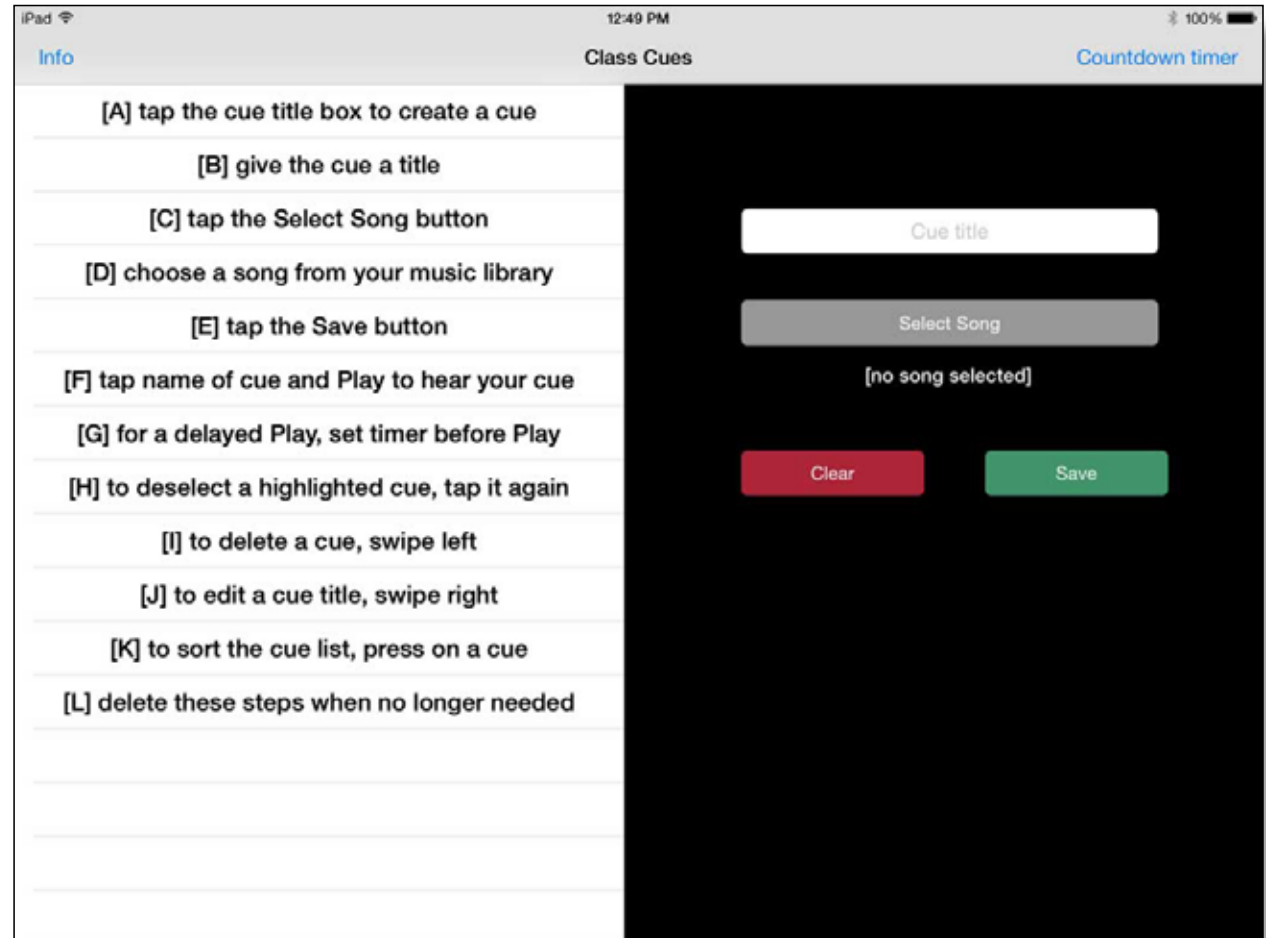
[H] to deselect a highlighted cue, tap it again

[I] to delete a cue, swipe left

[J] to edit a cue title, swipe right

[K] to sor the cue list, press on a cue

[L] delete these steps when no longer needed

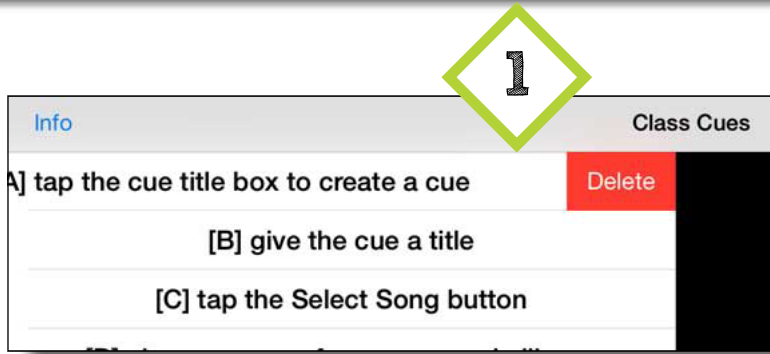


The instruction list for the iPhone version of Class Cues is mercifully shorter.

And if you're looking for some great free music, check out these two sites.

TelevisionTunes.com

FreePlayMusic.com

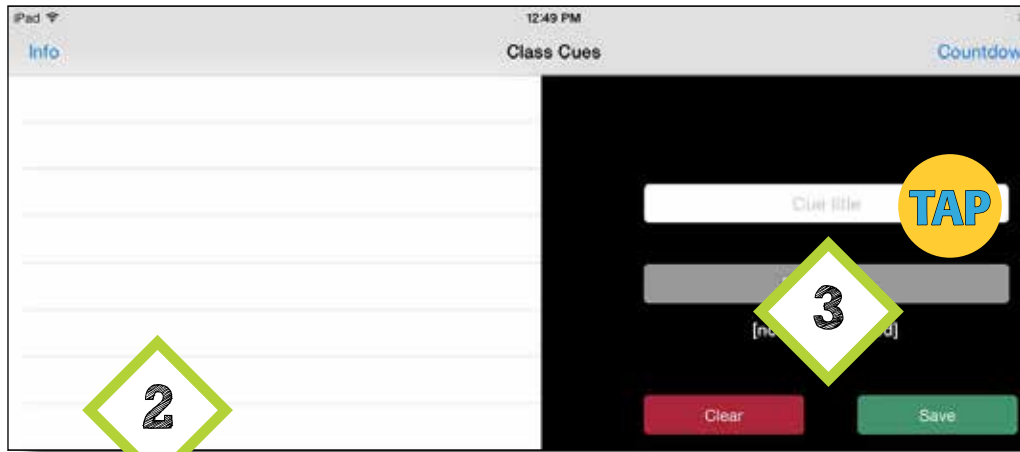


DELETE INSTRUCTIONS

Swipe from right to left across the first line of instructions.

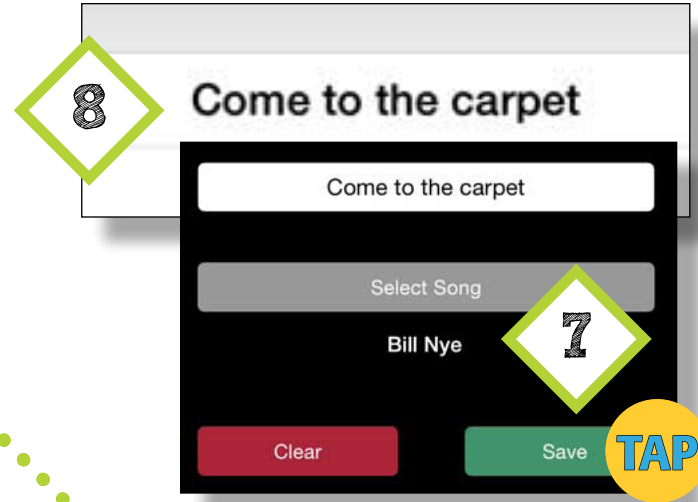

Tap **DELETE**. Keep going until you've deleted all 12 steps.

[You'll still have a set on page 2.]

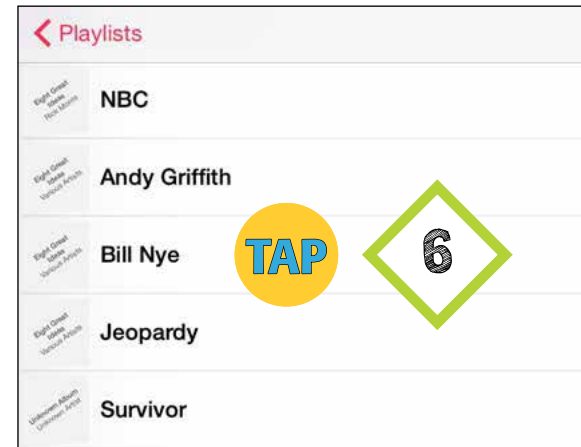


There. That's better.

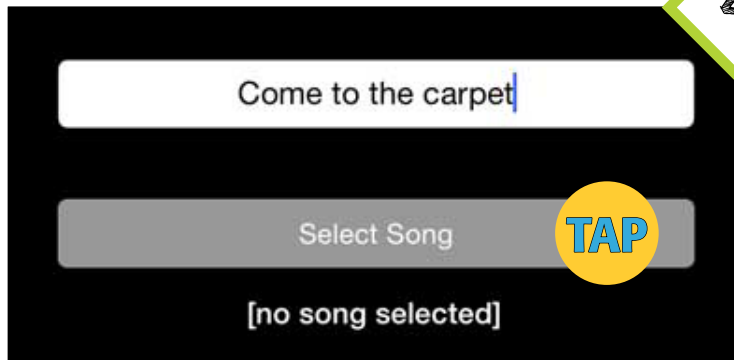
Now, tap in the Cue Title box.



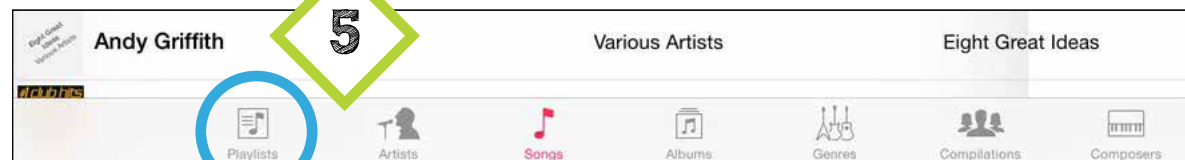
After choosing a song, the app took me back to the main screen so that I could save my new cue.



Enter the name of your first cue, and tap **SELECT SONG**.



At the bottom of the media browser window that appears, you'll find category tabs. I usually use Playlists. That I can separate playlists—short cues, alarms, production mode, etc.—and find the songs quickly.



Cover

Clean Slate

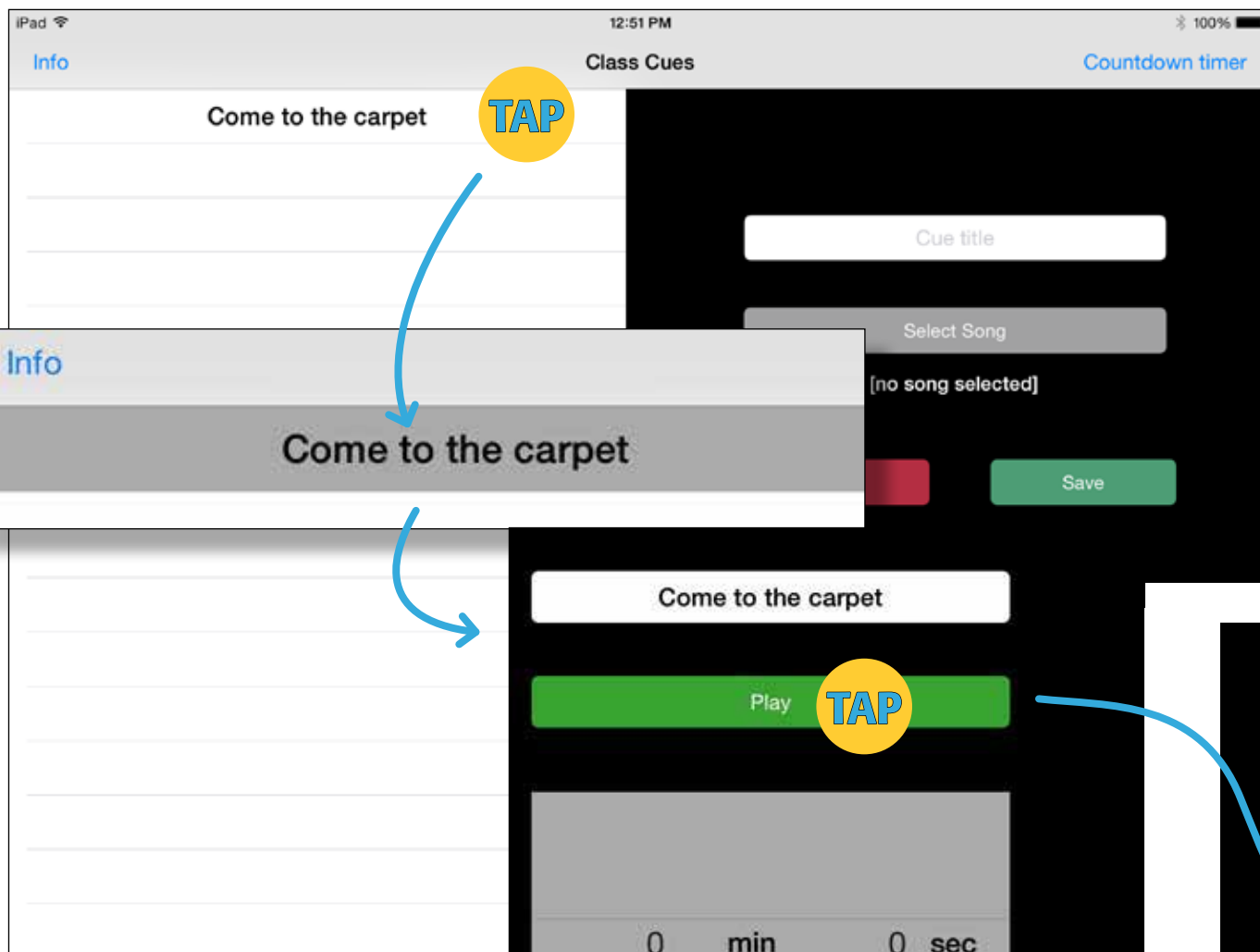
First Cue

First Play

Delayed Play

Countdown

Free Music

**PLAYING A SONG**

Tap the song in the cue list.

The song becomes highlighted which means it's active.

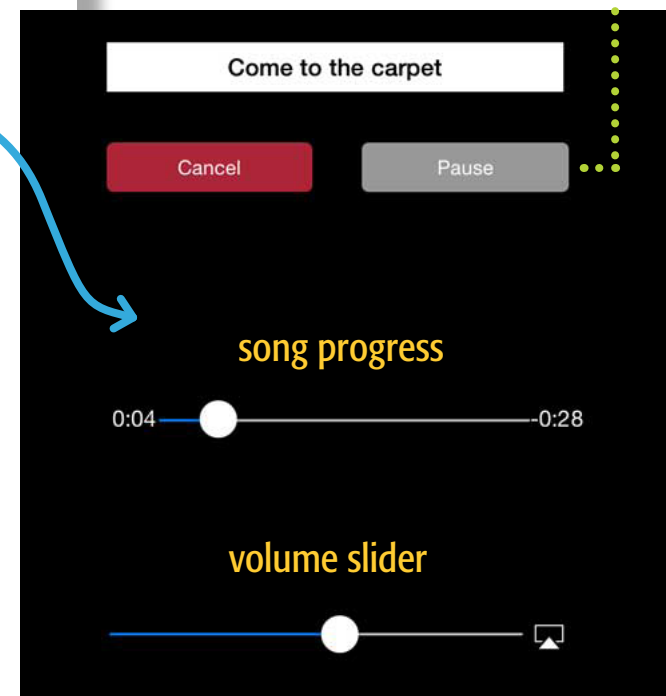
Note: to deselect it, just tap it again.

The play screen appears in the right side of the main screen.

Tap **PLAY**.

You'll see a play screen that indicates song progress. There's also a handy volume slider.

There's even a **PAUSE**.



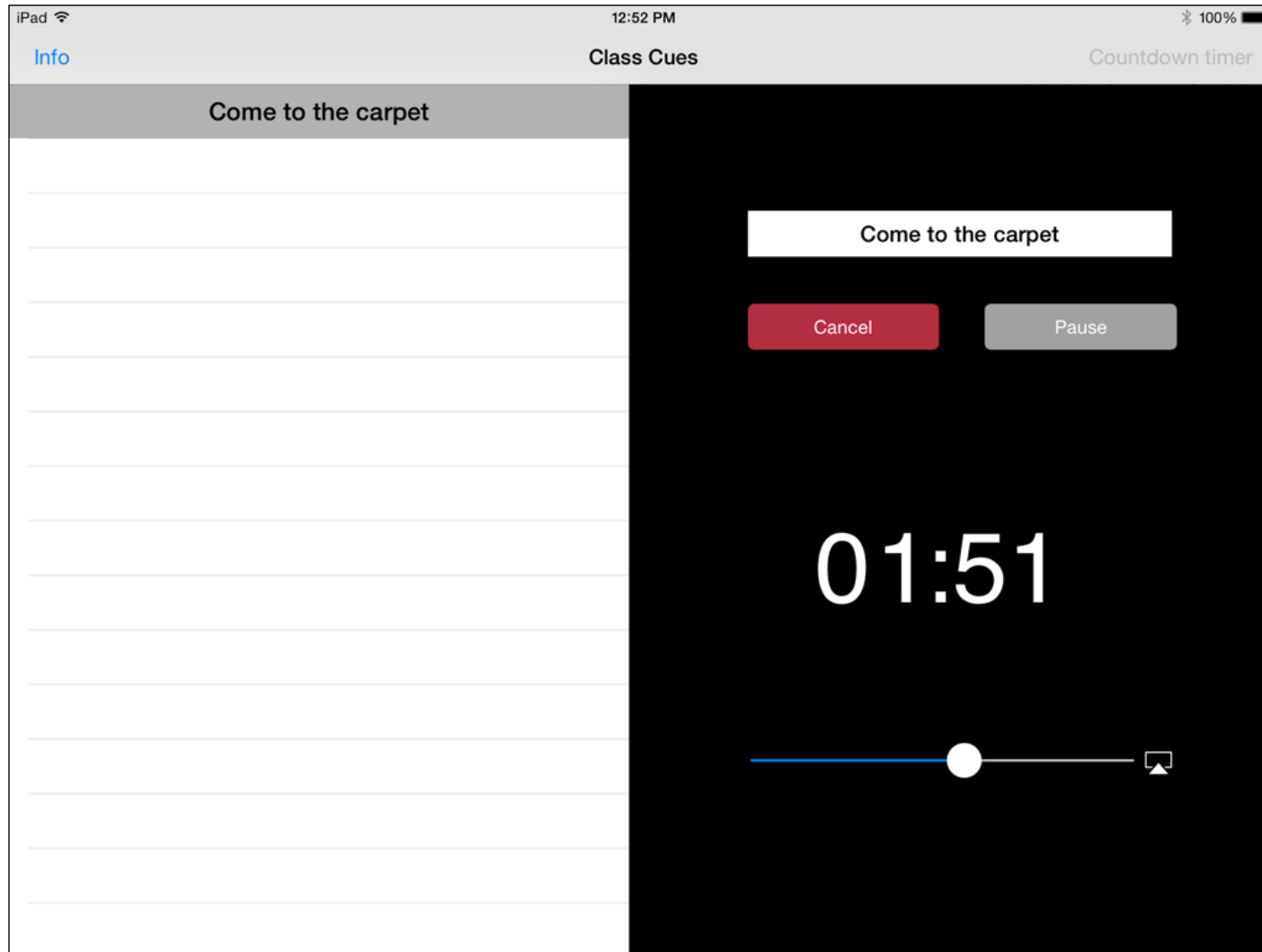
Check out Rick's new column, **Try This**

Try This 01

Message Pad Errand Tracker

This simple strategy will help you keep track of which students have completed the task or errand you enlisted them to handle.



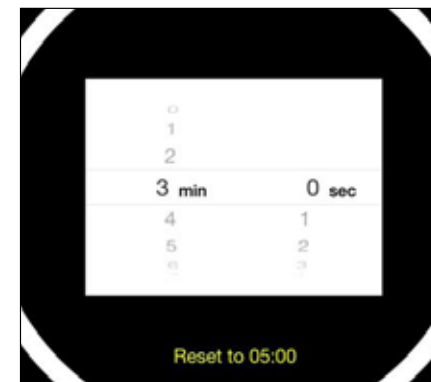


DELAYING THE START OF A SONG

There are times when you'd like a couple of extra minutes with your last small group but don't want to have to worry about the clock or your schedule.

Just use the delay feature.

Before tapping PLAY, set the picker for the amount of time you need.



Now when you tap **PLAY**, the delay timer will appear on the screen, and the countdown will begin. At 00:00, your cue song will make his appearance. And, like magic, everyone will be heading to the carpet for a lesson. [Can I get an amen for that?]

APP RESOURCES AND INFO:

Other than this PDF user guide, you'll find a number of links by tapping the info button on the main screen.

- **EMAIL CLASS CUES DATA TO YOURSELF**
- **TELEVISIONTUNES.COM**
- **FREEPLAYMUSIC.COM**

- **MORE APPS BY RICK MORRIS**
- **NEWMANAGEMENT.COM**
- **CONTACT RICK**

Cover

Clean Slate

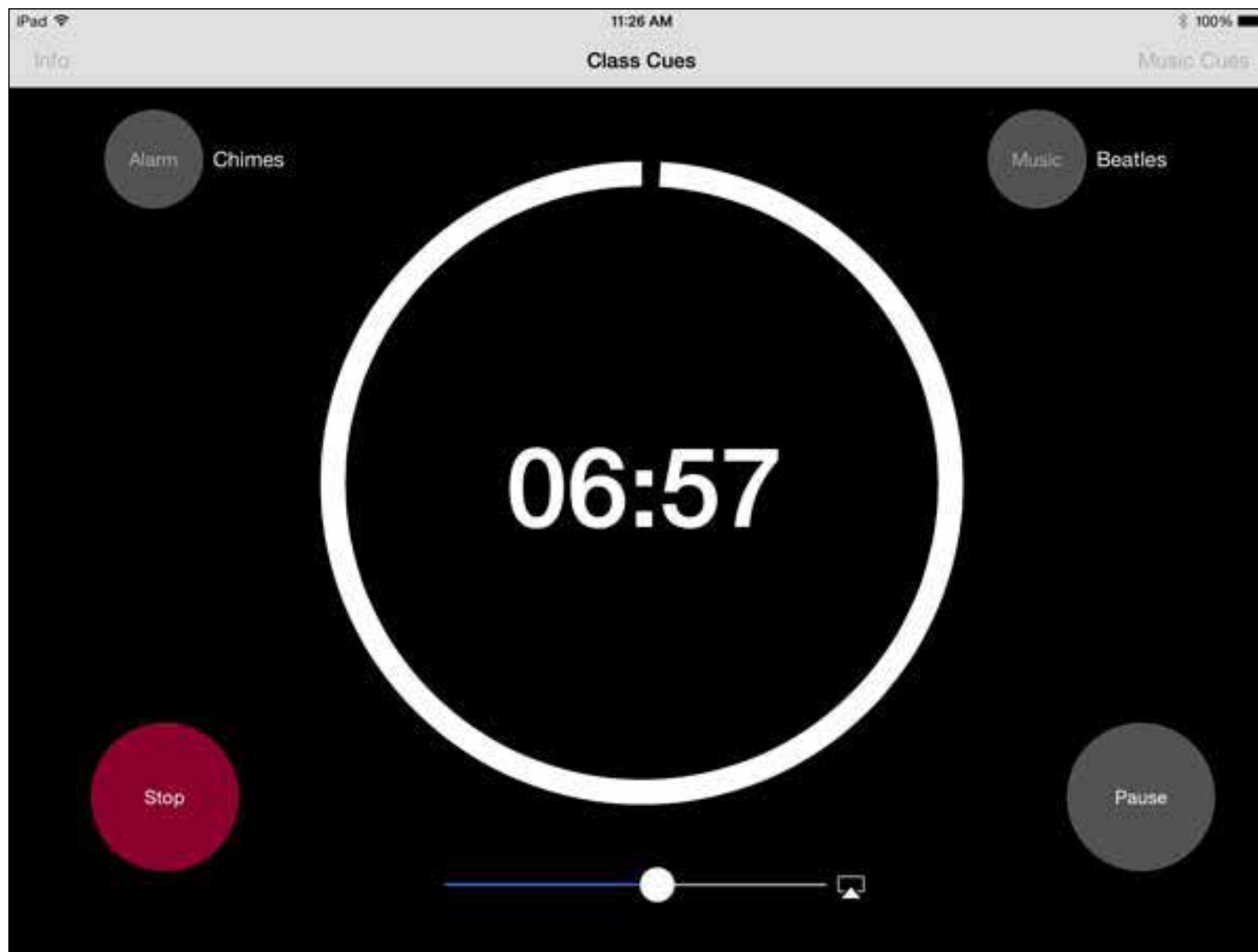
First Cue

First Play

Delayed Play

Countdown

Free Music

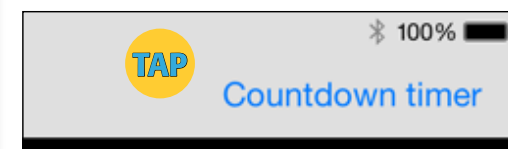
**CONFLICT ALERT**

Imagine you set the countdown timer for 13:30. During countdown, no music can be heard. [Hey, we're takin' a test. A little silence can be beneficial.]

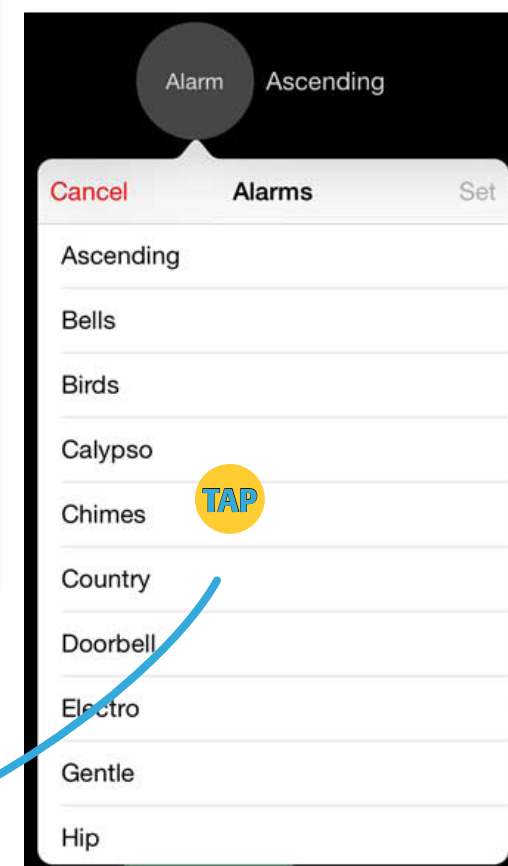
Anyway, you tap pause. The timer pauses. You go to your music app and play a song. When you come back to resume the countdown, you're going to hear the song you just heard. No more silence. And it's a bug we can't fix. Bummer.

COUNTDOWN TIMER

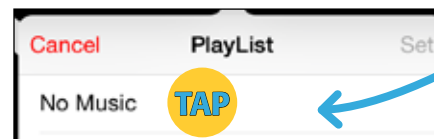
Tap **COUNTDOWN TIMER** in the title bar of the main screen. It's on the right side.



Tap **ALARM** and a dropdown menu of alarms will appear. Tap one and it will play. When you've found one you like, tap **SET**.



Do the same thing with the **Music** setting. If you'd prefer silence during the countdown, tap **No Music** and then **SET**.



FREEPLAYMUSIC.COM What a gold mine of outstanding music. And every bit of it free for teachers. You just need to use the **right license** when you check out.

FREEPLAY MUSIC Home >> Advance Search

Advanced Search

Search for ALL that matches ALL of these criteria

Select one Criteria Track Name IS Traversing Over

Add Criteria?

Search

Track Name	Duration
Traversing Over	04:23

Results Per Page: 10

Web Page Use(1 Year(s), \$250.00)

Education

In-Classroom Use(99 Year(s), \$0.00)

Film

On my website is a section called Music Central. One of the links is a download for 20 cues, each of which is thirty seconds or less. You'll find several of them which will be ideal for quick transitions or to initiate simple routines. Just click to find the downloadable zip file.

<http://newmanagement.com/class-cues.html#freecues>

EASY SOUND SYSTEM

When music is easier to play, you're more likely to play it. Download the how-to guide for a simple Bluetooth set-up.

HAPPY PRODUCTIVE

Here's the slick little Bluetooth device that will enable you to play music easier than ever before.

SOUND SYSTEM

What Can Be Done?

Other than the Bluetooth receiver from Monoprice.com, the only other things you're going to need are:

- 1) a set of speakers and
- 2) a music player with Bluetooth capabilities.

PDF A Bluetooth sound system for just \$20? Download the how-to guide, and build your own.

<http://newmanagement.com/music/sound-system.html>